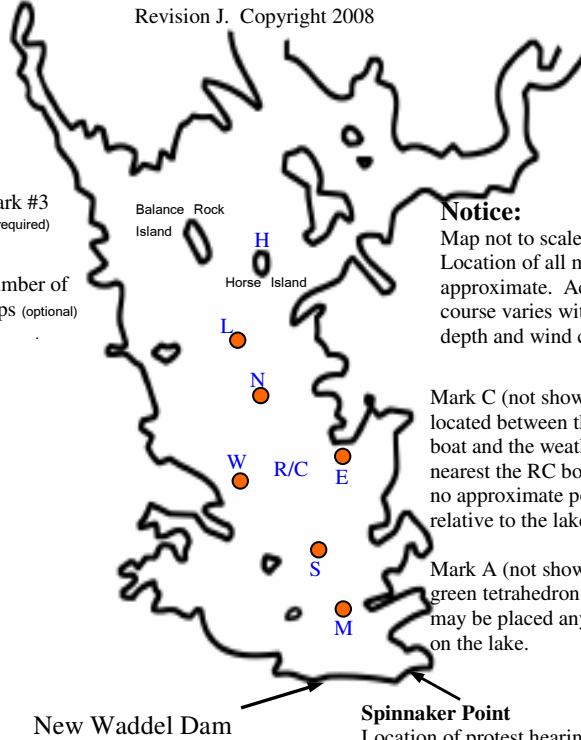




# Arizona Yacht Club

## Lake Pleasant Course Chart

Revision J. Copyright 2008



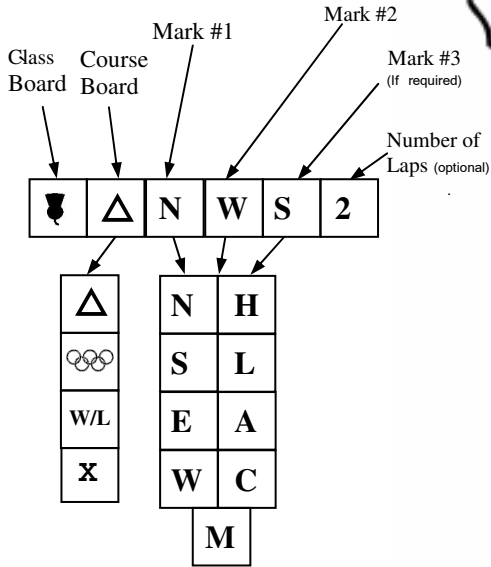
**Notice:**  
Map not to scale.  
Location of all marks approximate. Actual course varies with water depth and wind conditions.

Mark C (not shown) is located between the RC boat and the weather mark, nearest the RC boat. It has no approximate position relative to the lake.

Mark A (not shown) is a green tetrahedron which may be placed anywhere on the lake.

**Spinnaker Point**  
Location of protest hearing north of south parking lot on overlook above the marina.

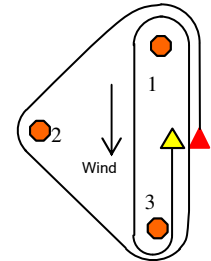
### Signal Boards



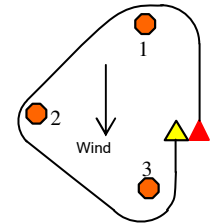
### The Courses

Each course diagram contains the course symbol on top. Marks are to be rounded to port

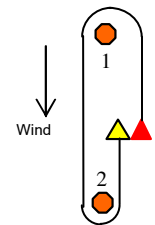
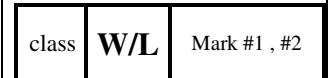
Legend for course diagrams:  
 Start  
 Finish  
 Mark



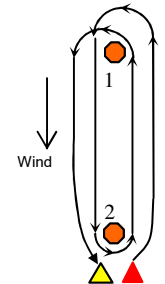
Start 1 2 3 1 3 Finish



Start 1 2 3 Finish



Start 1 2 Finish



Start 1 2 1 Finish

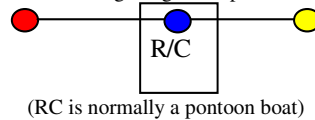
Signals	Horn	Color	Meaning
---------	------	-------	---------

P		↑ ● ↓ ● (Long Horn)	Blue/White Preparatory Flag
Y		↑ ●	Yellow/Red Wearing personal buoyancy required
AP		↑ ● ●	Red/White Races not started or postponed
AP over A		↑ ● ●	Red/White White/Blue Races not started or postponed. No more racing today. Return to port.
N		↑ ● ● ● ↓ ●	Blue/White All races abandoned. Return to starting area.
S		↑ ● ●	White/blue At a rounding mark: finish between the nearby mark and this boat. Flag is starboard end of finish line.
X		↑ ●	White/Blue Individual recall
First Sub.		↑ ● ● ↓ ●	Yellow/Blue General Recall

### Start/Finish Line

The starting line is defined as a line between the red buoy and the RC boat mast (with orange stripe) or an orange flag or shape.

The finishing line is defined as a line between the yellow buoy and the RC boat mast (with orange stripe) or an orange flag or shape.



(RC is normally a pontoon boat)

The Start and Finish lines are illustrated above and vary from the course diagrams. Depending on wind conditions, the Start and finish line positions may vary from this diagram. The color of the buoys will NOT vary.

### Shorten Course Finish Line

The Shorten course finish line is illustrated below.

Mark is a course mark (NSEWHLACM)

